


Welcome to the Year 2 Curriculum Afternoon



The Year 2 Teaching Team

Teachers:

Mr Livingston (Monday, Tuesday, Wednesday and Thursday am)

Mrs Jefferis (Thursday pm and Friday- all day)


Support Staff:

Mrs Barnett: all week

Mrs Watkins: (1-2-1) Mornings - Monday to Thursday

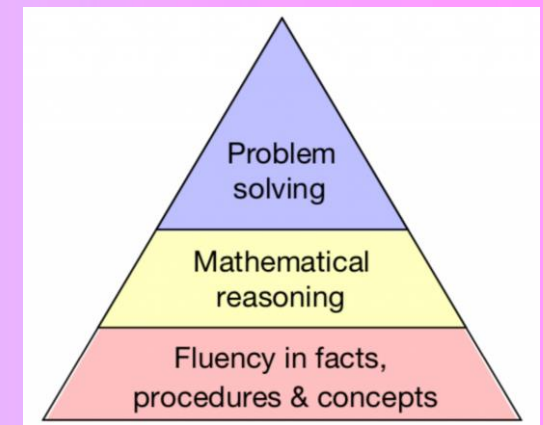
Miss Meister: Provision support (1-2-1) all week

The Essentials!



- PE days are a TUESDAY and WEDNESDAY.
- Our PE uniform is as follows: a plain white (with or without school logo) polo top, a royal blue jumper or cardigan, plain black (no logos/ brands/ stripes) shorts, leggings or tracksuit bottoms, trainers.
- Please ensure earrings are removed on days children will be undertaking PE lessons. Please could all sweatshirts, cardigans, coats, hats etc be named (anything that children may take off and leave around the classroom!!).
- Only a named water bottle needs to be brought to school every day or/and a lunch box. So no bags or book bags (coat if necessary) are needed everyday.
- Library day book change is a **Monday**.

The Curriculum



Maths

- We follow the Year 2/KS1 objectives from the New National Curriculum.
- Maths is taught following the White Rose small steps which break down the NC objectives into teaching steps.
- There is a focus on Fluency, Problem Solving and Reasoning to ensure exposure to different styles of questions.
- We practise arithmetic every week.
- We have a big focus on Arithmetic in KS1 and tables for 2, 5, 10s and 3s.

The Curriculum

Writing

- We follow the Year 2 writing objectives from the New National Curriculum.
- Grammar objectives will be taught through writing.
- Writing linked through a text or to a theme.
- Children will be expected to plan, write and edit a long piece of individual writing for every unit.
- We encourage use of 'Thesaurus' and dictionaries in class to allow children to work independently.

Reading

- In Year 2 we practise RWI or reading comprehension five days a week in the form of VIPERS. These are the key reading skills:
 - Inference
 - Predict
 - Retrieve
 - Summary
 - Explain

*Please find attached to this the Year 2 Maths and English Expectations.

Vocabulary Questions with Victor

- Can you find a noun/adjective/verb that tells/shows you that...?
- Why do you think that the author used the word... to describe...?
- Which other word on this page means the same as...?
- Find an adjective in the text which describes...



Retrieval Questions with Rex

- Who is/are the main character(s)?
- When/where is this story set? How do you know?
- Which is your favourite/worst/funniest/scariest part of the story? Why?
- Tell me three facts you have learned from the text.
- Find the part where...



Sequencing Questions with Suki

- What happens in the story's opening?
- How/where does the story start?
- What happened at the end of the...?
- What is the dilemma in this story? How is it resolved?
- Can you retell the story to me in 20 words or less?



If They Can't Read a Word, Say:

- Can you break it up?
- Which sounds do you know?
- Do you know a word that looks like it?
- Have a good guess.

Inference Questions with Iggy

- What do you think.... means? Why do you think that?
- Why do you think...?
- How do you think...?
- When do you think...?
- Where do you think...?
- How has the author made us think that...?



Prediction Questions with Pip

- Where do you think.... will go next?
- What do you think... will say/do next?
- What do you think this book will be about? Why?
- How do you think that this will end? What makes you say that?
- Who do you think has done it?
- What might.... say about that?



If They Are Not Sure, Say:

- Have a guess. What could it be?
- What would you do if you were...?
- If you had done that, what might... have said?
- If we know that.... means...., what might... mean?
- Does the picture help us? How?
- Where else could we look for a clue?

Remember:

- Enjoy this moment.
- Share your thoughts and opinions about it too.
- Model good reading.
- Just five minutes every day makes a huge difference.

Some questions to support your child with reading.

Year 2 Curriculum

	Term 1 On our doorstep <i>Local walk around Keynsham</i>	Term 2 Great and Ghastly Events <i>Great fire of London Art</i>	Term 3 Extreme Weather <i>Children can dress up as weather reporters or a type of weather e.g. dressed as a rainbow.</i>	Term 4 Where and who am I? <i>Castle Visit</i>	Term 5 Australia Day <i>Children can come dressed as an adventurer, colours of an Australian flag or Australian Animal.</i>	Term 6 Ingenious Inventions <i>Hook DT day – making and designing a mode of transport.</i>
Science	Habitats Food chains	Materials	Seasonal Changes	Exercise, Food and Hygiene	Plants	Animals and life cycles
RE	Does God want Christians to look after the world? (Year 1) Is it possible to be kind to everyone <u>all of</u> the time? (Year 2)	Christmas (Christianity)	Jesus as a Friend (Christianity) Passover (Judaism)	Easter (Christianity)	Shabbat (Judaism) Community and Belonging (Islam)	Rosh Hashanah and Yom Kippur (Judaism) Hajj (Islam)
History		Great Fire of London— Samuel Pepys Guy Fawkes		George Cadbury Local History of Keynsham Castles		Transport— Brunel
Geography	Compare and contrast our locality to Australia (seaside)		Weather (hot and cold) Continents and Oceans		The UK Study of our school locality	
DT	Construction and mechanisms		Textiles—weather symbol sewing pictures		Food technology	
Art		Stephen Wiltshire / Antony Gormley Drawing / Sculpture		Printing and collaging <u>Guiseppe Arcimboldo</u>		Tiger in a tropical storm Painting and Drawing
PE	Locomotion (Running) Gymnastics	Ball Skills (Hands) Dance	Health and Wellbeing Gymnastics	Ball Skills (Feet) Rackets, <u>bats</u> and balls	Locomotion (Jumping) Team Building	Games for Understanding Ball Skills (Hands 2)
Computing	Computing systems and networks	Creating media	Creating media	Data and Information	Programming	Programming
Music	Rhythm and Pulse		Pitch		Singing and Instruments	
PSHE	Being me in my world	Celebrating Differences	Dreams and Goals	Healthy Me	Relationships	Changing Me

Theme Days

Throughout the year, the children will engage in a range of whole school theme days, covering a wide range of curriculum areas. These are detailed below:

Whole School Theme Days

Day	Date
Arts Day	Term 1 Thursday 3 rd October
Hello Yellow – <u>YoungMinds</u>	Term 1 Thursday 10 th October
Celebrating Cultures	Term 2 Monday 25 th November
French Afternoon	Term 3 Wednesday 22 nd January
NSPCC <u>Maths Day</u>	Term 3 Friday 7 th February
Safer Internet Day	Term 3 Tuesday 11 th February
World Book Day	Term 4 Thursday 6 th March
Eco Summit	Term 4 Tuesday 18 th March
STEM Day	Term 5 Friday 16 th May
Sports Day	Term 5 Friday 23 rd May
Patronal Festival	Term 6 Wednesday 25 th June

Hook Days:

At some point in each theme, children will engage in a 'hook day' to inspire learning linked to the theme. Further detail are below:

Term	Hook Name	Description	Date	Cost
1	On our <u>door step</u>	Children will go on a walk around Keynsham, looking at human and physical features	w/b 7 th Oct 2024	Free
2	Great and ghastly events	Great fire of London artwork.	<u>6th November</u> 2024	Free
3	Extreme weather	Children can dress up as weather reporters or a type of weather e.g. dressed as a rainbow.	<u>7th January</u> 2025	Free
4	Where am I? Who am I?	Castle visit	TBC	TBC
5	Australia Day	Children can come dressed as an adventurer, <u>colours</u> of an Australian flag or Australian Animal.	Monday 28 th April	Free
6	Ingenious Inventions	Hook DT day – making and designing a mode of transport.	6 th June	£5

Homework

- Homework will be set and submitted on Seesaw and Doodle.
- Home Learning Menu - children to submit at least one option by the final week of each term to be showcased in
- Doodle Maths and Times Table Rockstars (later on in year)
- Daily reading - please record (with your initials) on your child's reading bookmark each day they read (there is a box for each day of the term).
- Children will be rewarded as follows for the number of times they read:
 - 50 reads - bookmark
 - 125 reads - lucky dip
 - 200 reads - reading book
 - 275 reads - book token



St John's
CofE Primary School

Reading at home challenge

Term 1							
	S	S	M	T	W	T	F
w/b 2.9.24							
w/b 9.9.24							
w/b 16.9.24							
w/b 23.9.24							
w/b 30.9.24							
w/b 7.10.24							
w/b 14.10.24							
w/b 21.10.24							

Name

School Rules

The children have been introduced to our new 'school rules':

- Be Ready
- Be Respectful
- Be Safe

They have had the opportunity to discuss what these would like in the classroom, in the playground and all around the school.

Children will receive housepoints for demonstrating these rules, along with our school values:

- Aspiration
- Collaboration
- Opportunity
- Respect

Star of the week

- Children earn Housepoints for a variety of reasons – good work, being helpful/kind, good listening, trying hard etc.
- Children will receive housepoint certificates as follows:
 - 50 housepoints – Bronze
 - 100 housepoints - Silver
 - 150 housepoints - Gold
 - 200 housepoints - Platinum
 - 250 housepoints - Sapphire
 - 300 housepoints - Diamond
 - 400 housepoints - Ruby
 - 500 housepoints - Headteacher's award

Recognising achievements.

- Children earn stickers/house points for a variety of reasons - good work, being helpful/kind, good listening, trying hard etc.
- Achievement assembly weekly- 2 children will be chosen who demonstrate our values.

How to help your child

- Read stories to your child
- Talk, talk, talk
- Cooking, Play games, Visit the library - positive family experiences.
- Mental arithmetic - addition, subtraction, division and multiplication.
- English - reading daily, writing - reinforce handwriting and spelling and punctuation. Have high expectations!
- Encourage them to ask for help if they are finding a particular area of the curriculum tricky.
- Working together and being a team!

Parents evening

- Parents evening will take place towards the end of Term 1 and in Term 3
- Open afternoons to look at work.
- If you have any concerns before this time, please email the office and we can arrange a convenient time for a phone call.



Do you have any questions now, if not then please feel free to contact us via the office.

Thank you for you continued support.